

Teams Client Installation Guide

Content

1. Teams Introduction	2
2. Download and Installation	2
1) Windows (i.e. Win10)	2
2) Mac OS	2
3) Android (i.e. HUAWEI)	4
3. Login.....	4

1. Teams Introduction

Teams is a online work and communication platform, support for oneline meeting, files collaboration, chating. Teams provide client for various devices, including PC and mobile.

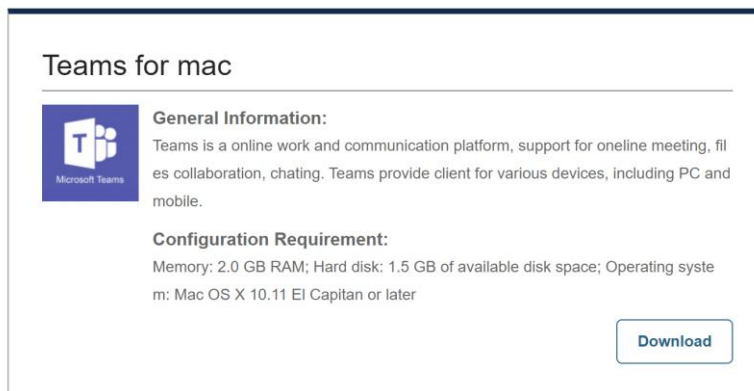
If you have problems while using, please contact ITS. Email:

itservices@intl.zju.edu.cn Tel: 0571-87572669

2. Download and Installation

1) Windows (i.e. Win10)

Step 1: Visit <https://its.intl.zju.edu.cn/en/download> donwload Teams client.

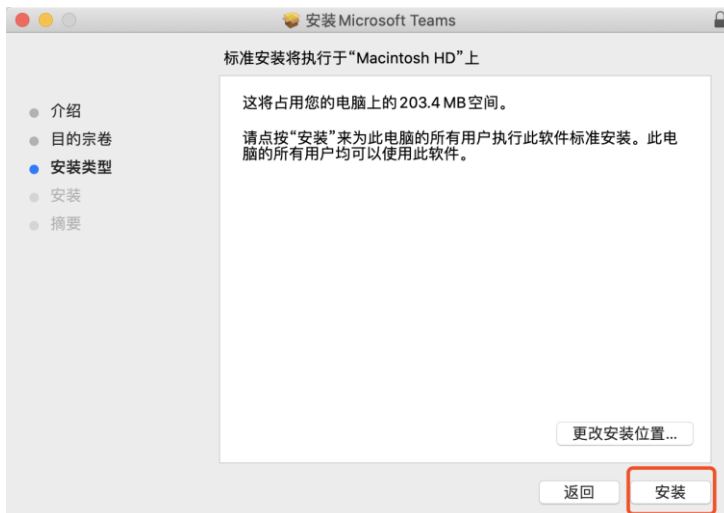
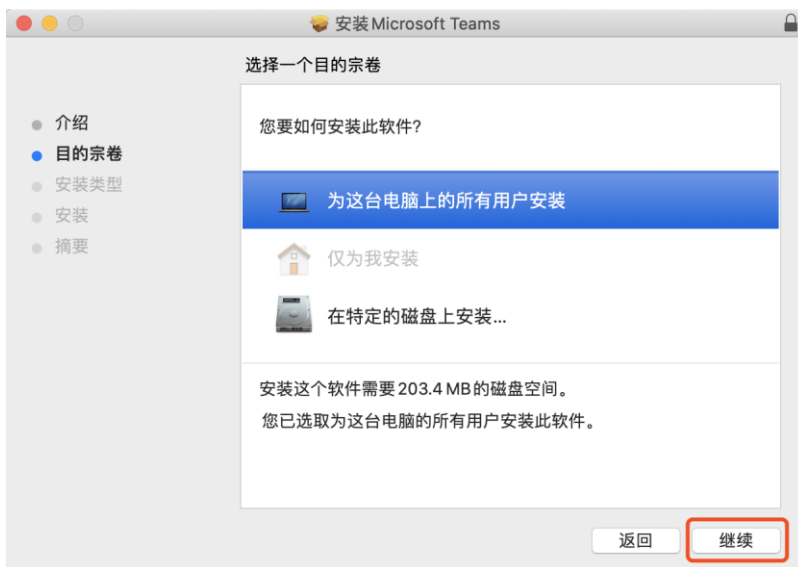
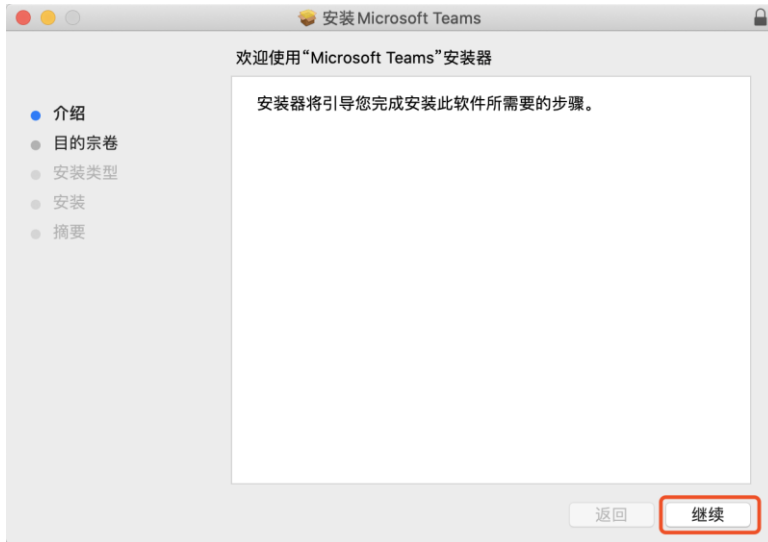


Step2: The Client will be automatically installed in Windows system.

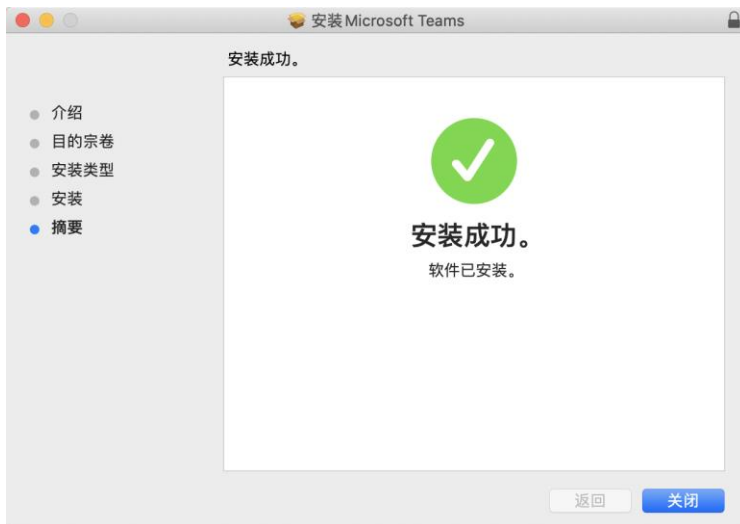
2) Mac OS

Step 1: Visit <https://its.intl.zju.edu.cn/en/download> donwload Teams client.

Step2: Open installation package. And keep continue.



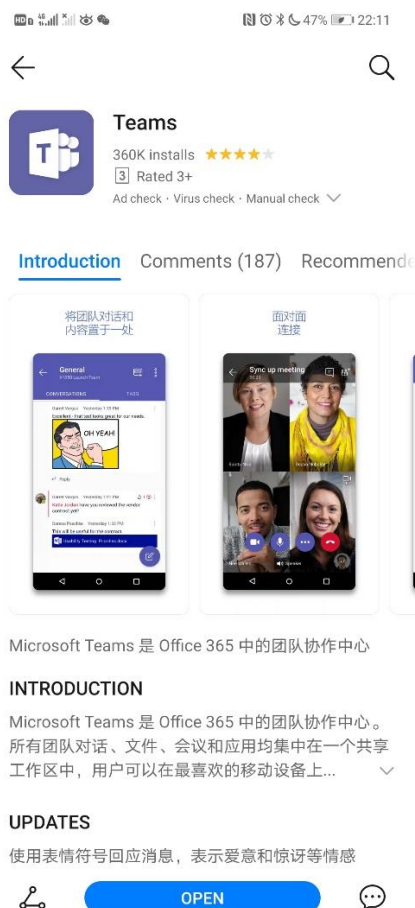
Step3: After successfully installation, close the window.



3) Android (i.e. HUAWEI)

Step 1: [Click here](#) to get mobile client in HUAWEI Application Market

Step2: Click download and install it.



Microsoft Teams 是 Office 365 中的团队协作中心

INTRODUCTION

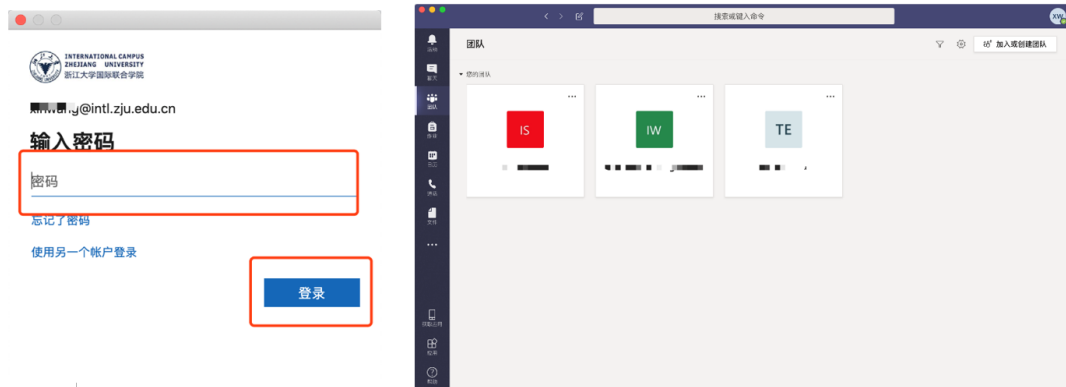
Microsoft Teams 是 Office 365 中的团队协作中心。所有团队对话、文件、会议和应用均集中在一个共享工作区中，用户可以在最喜欢的移动设备上...

UPDATES

使用表情符号回应消息，表示爱意和惊讶等情感

3. Login

Use INTL ID to login.



Please visit the following link get more guide on using Teams.

<https://docs.microsoft.com/zh-cn/microsoftteams/enduser-training>。